

Summary of 2001 Community Survey Results

In June or July, you took part in a telephone survey Kamehameha Schools was conducting of Hawaiian households¹. The information you gave us about your family's educational needs has been combined with information from the other 2000 households, and a summary of the findings are presented here for your information.

These findings from this first year of the study give us a base of information about the educational and developmental needs of Hawaiian children, adults, and communities. Kamehameha will use the findings from this and subsequent rounds of the survey to ensure that new school directions truly fulfill and reflect community needs.

In Our Hale

- A little over half of the households had children (56%).
- The number of people in households ranged from 1 to 13 with the average household size about 4 people.
- The average age of the household members was only 31 years old.
- Most (65%) household members were adults.
- Children (age 0 to 18) made up 33% of the 7,577 household members. 8% of the children were pre-kindergarten age and 25% were school age (K-12).
- Three hundred households with children included at least three generations living together (children, parents, and grandparents).

Keiki 0-4

Who cares for young children?

Current childcare arrangements for young children, ages 0 to 4, varied, and over half were being cared for at home by a parent. About 11 percent were attending a preschool.

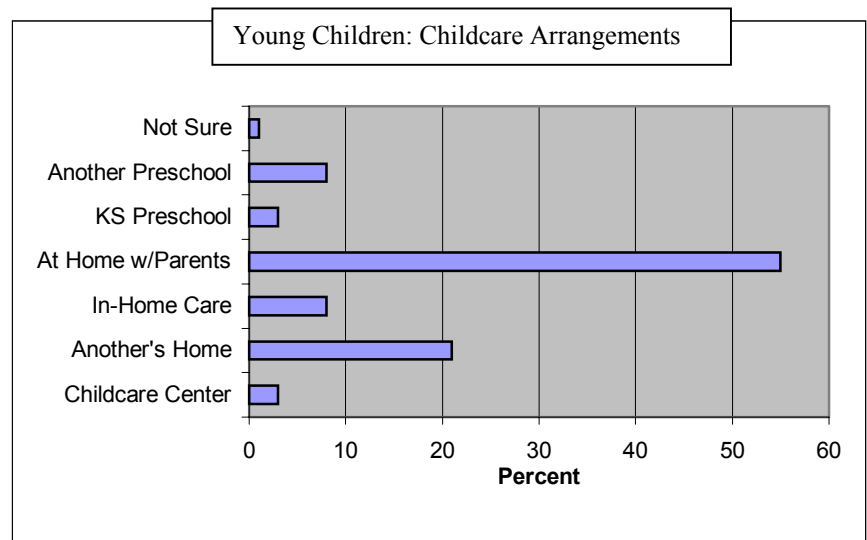
How satisfied are parents with their arrangements?

Parents were asked how satisfied they were with current childcare arrangements. Most reported they were very satisfied (82%) or somewhat satisfied (11%).

ʻŌpio 5-17

Where are children going to school?

Hawaiian children attend public schools, private schools, or are home schooled. In our sampled households, about 19 percent were

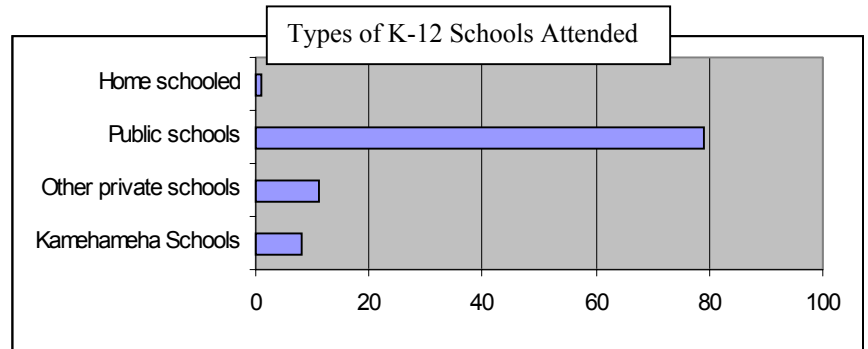


going to private schools—some at Kamehameha Schools campuses (8%) and some at other private schools (11%).

Most students (79%) were enrolled in public schools, and a few were being home schooled.

How satisfied were parents?

When asked how satisfied they were with their children’s K-12 education, most parents (78%) reported being either very satisfied or somewhat satisfied. Some were neutral (7%), and about 15 percent were somewhat or very dissatisfied.



How often do students change schools?

Interestingly, about nine percent of K-12 students attended more than one school last year.

- 66% of the changes were due to family moving.
- 7% of the changes were due to behavior problems.
- 12% of the changes were due to seeking better academics.
- 5% of the changes were for convenience.

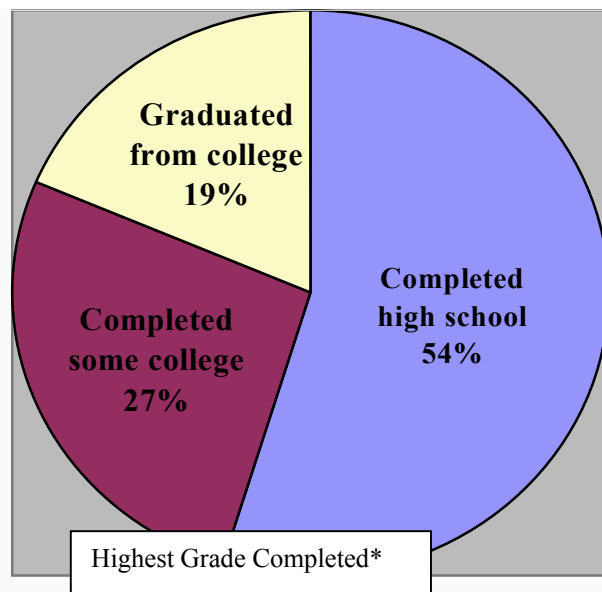
How many students have disabilities?

In this study, parents reported that thirteen percent of their K-12 children had a physical or learning disability. Many (39%) of the children with disabilities were identified as hyperactive. Another third had a learning disability.

Mākuā 18+

What is the highest level of schooling completed?

Most adults in the survey had graduated from high school—90 percent—compared to the national average of 84 percent. Of those, more than one third had attended some college. About 18 percent of all the adults in the households interviewed had graduated from

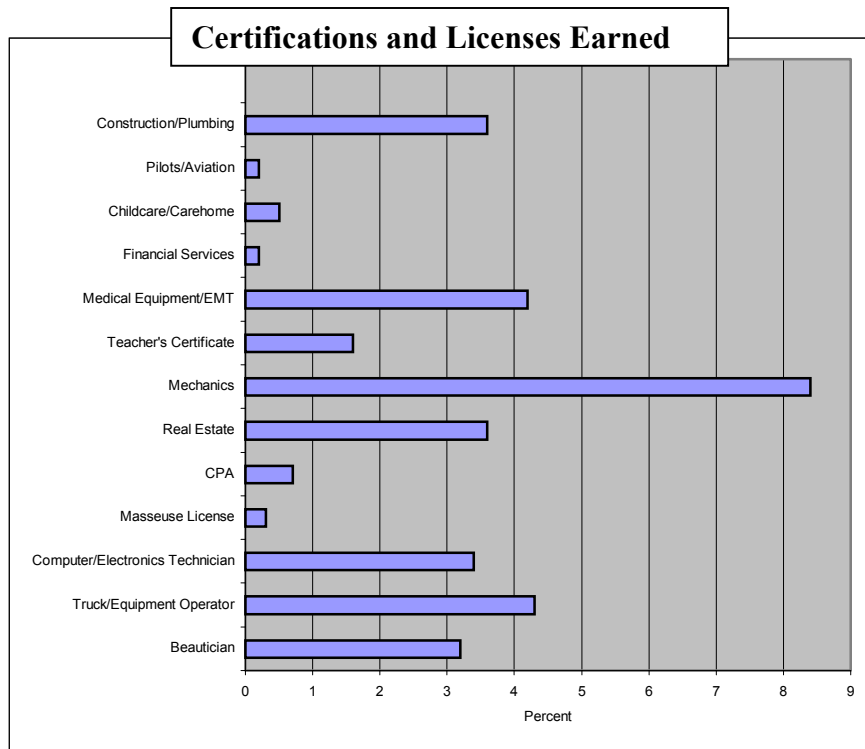


*Does not include adults who did not complete high school.

college. This compares to a national average of about 26 percent of the population having a Bachelor's Degree.

What kinds of trade schooling and training programs have adults attended?

Twenty-seven percent of adults in the study have attended a trade school or training program leading to certification. Although the range of certificates or licenses earned was large, from pilot licenses to EMT certification, from CPA to Masseuse certification, the most popular was a mechanic's certification (8.4%). The chart below shows only those certifications and licenses that were reported by more than one or two respondents.



¹ Two thousand randomly selected Hawaiian households were interviewed by telephone during June and July 2001 in the first round of a longitudinal survey of Hawaiian community members by Kamehameha Schools. Those 2000 households contained 7,577 members.

SMS Research and Marketing was chosen by Kamehameha Schools to carry out this survey because of their extensive experience and expertise in telephone surveys.

