



Hawaiian Population Update

Aloha! PASE is pleased to provide the following statistical overview of the Hawaiian population.

CONTENTS

Demographic profile

- Hawaiians in the homeland
- Diversity in the islands
- Hawaiians: A young population

Socioeconomic profile

- Hawaiians living in poverty
- Adult educational attainment
- Hawaiian children in public schools
- Hawaiian children in private schools

PASE REPORT

03-04:12

by

Koren

Ishibashi

Updated

July 2004

Policy Analysis &
System
Evaluation

Kamehameha
Schools



Hawaiian Population Update

SUMMARY: Race & Ethnicity in Census 2000

- **Most Hawaiians in the United States are concentrated in the state of Hawai'i.** Just 40% of Hawaiians are on the U.S. continent.
- **The state of Hawai'i has a *very* diverse population.** The most common broad race category reported in Hawai'i was Asian (58%), followed by White (39%), and Native Hawaiian or other Pacific Islander (23%).
- **Among specific ethnic groups, Hawaiians comprise approximately 20% of Hawai'i's population.** Whites account for 39% of the state's population and Japanese for 25%.
- **Hawaiians are an ethnically diverse group.** Two-thirds of Hawaiians (67%) claimed more than one race/ethnic group, compared to just 38% of Whites and 32% of Japanese.
- Hawaiians are a **young population** compared to other groups.
- Hawaiian enrollment in public schools has increased significantly, making **Hawaiian students the single largest ethnic group** in the public school system.

Source: U.S. Census Bureau, 2000 Census

Note: These numbers may contain duplicated counts because they include individuals who report more than one ethnic group.

PASE REPORT

03-04:12

by

Koren

Ishibashi

Updated

July 2004

Policy Analysis &
System
Evaluation

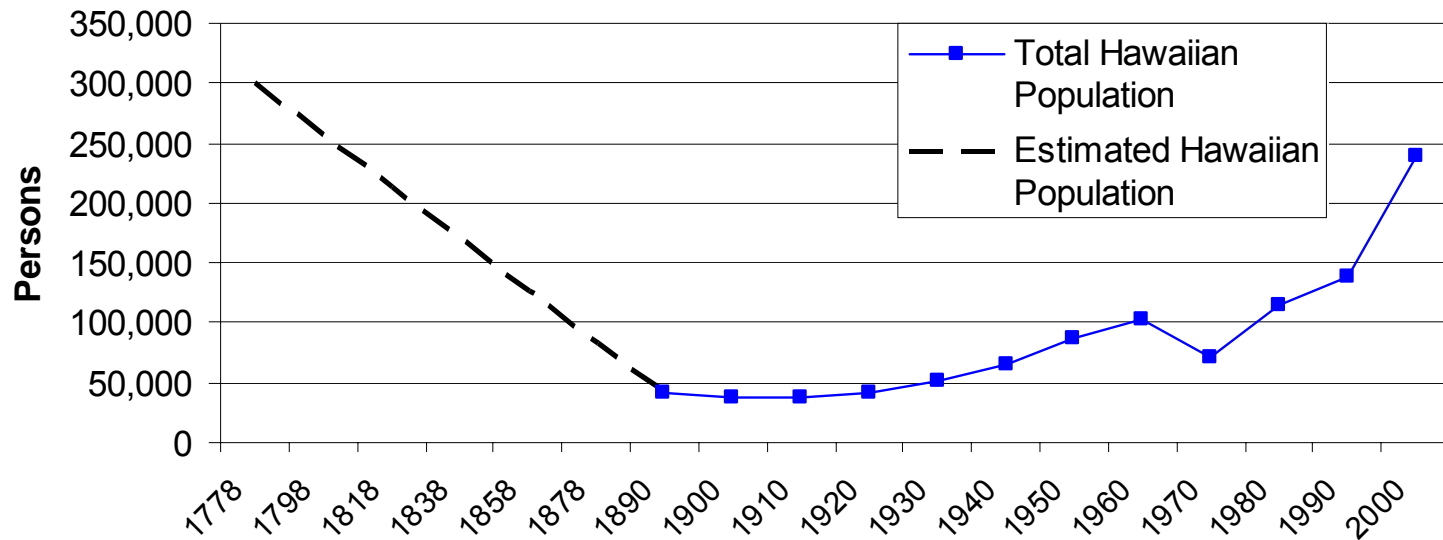
Kamehameha
Schools



Hawaiian Population Update

Hawaiians in the Homeland Hawaiian Population over Time

Historians estimate that prior to first contact with the West in 1778, the Hawaiian population numbered anywhere from 300,000 to 800,000. From 1778 through 1900, the number of Hawaiians declined dramatically to a low of approximately 38,000. After a hundred years of slow recovery, the number of Hawaiians in Hawai'i still has not reached its estimated pre-contact levels.



Source: Nordyke, *The Peopling of Hawai'i*, 1989; U.S. Census Bureau, 2000 Census.

PASE REPORT

03-04:12

by

Koren

Ishibashi

Updated

July 2004

Policy Analysis &
System
Evaluation

Kamehameha
Schools



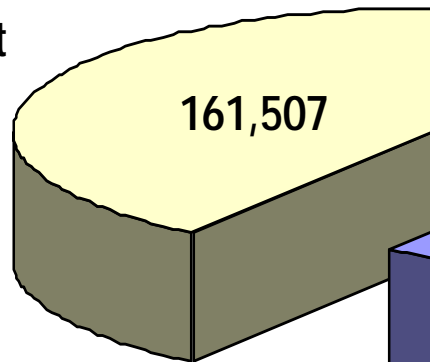
Hawaiian Population Update

Hawaiians in the Homeland

Geographic Distribution of the Hawaiian Population

Although a significant number of Hawaiians reside on the U.S. continent, most of the Hawaiian population is concentrated in the state of Hawai'i.

U.S. Continent
40%



161,507

239,655

State of Hawai'i
60%

Total U.S. Hawaiian Population (alone or in combination): 401,162

Source: U.S. Census Bureau, 2000 Census

PASE REPORT
03-04:12

by
Koren
Ishibashi

Updated
July 2004

Policy Analysis &
System
Evaluation

Kamehameha
Schools

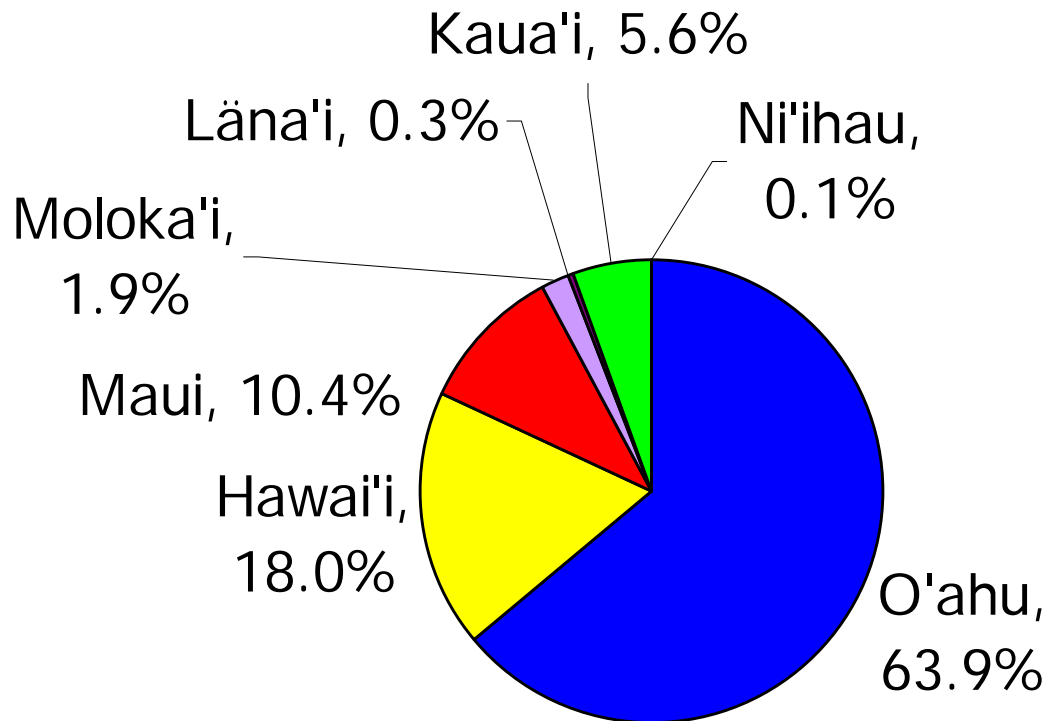


Hawaiian Population Update

Hawaiians in the Homeland

Distribution of Hawaiians across the Islands

Of the 239,655 Hawaiians within the state of Hawai'i, most (64%) reside on O'ahu. Hawai'i Island has the second-largest Hawaiian population, comprising 18% of the state total.



Source: U.S. Census Bureau, 2000 Census

PASE REPORT

03-04:12

by

Koren

Ishibashi

Updated

July 2004

Policy Analysis &
System
Evaluation


Kamehameha
Schools



Hawaiian Population Update

Hawaiians in the Homeland Hawaiian Population by Island

Although O'ahu has the highest number of Hawaiians, it has the lowest percentage of Hawaiians. Just 18% of O'ahu's total population is Hawaiian, compared to almost 30% of Hawai'i Island's population and 60% of Moloka'i's population.



PASE REPORT
03-04:12

by
Koren
Ishibashi

Updated
July 2004

Policy Analysis &
System
Evaluation

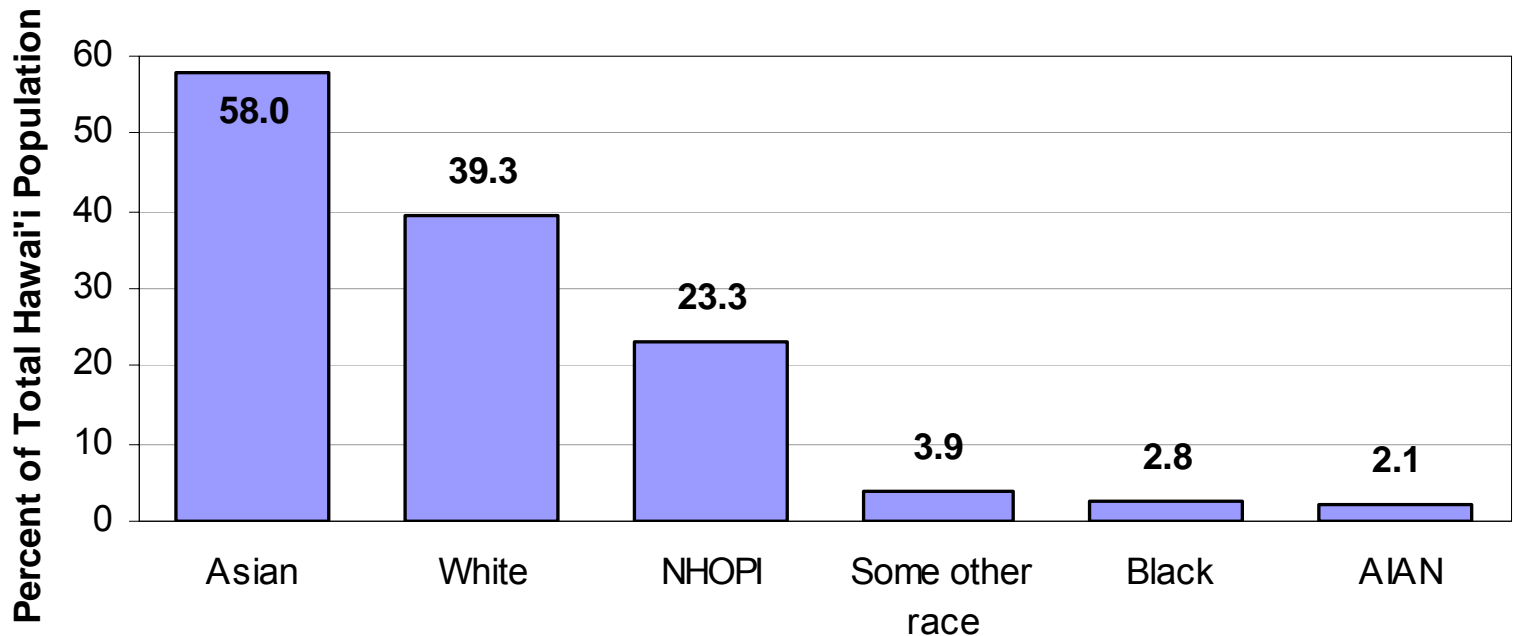
Kamehameha
Schools



Hawaiian Population Update

Diversity in the Islands Race in the State of Hawai'i

The most common race response among residents of Hawai'i was Asian, followed by White and Native Hawaiian or Other Pacific Islander (NHOPI). Blacks and American Indians/Alaska Natives (AIAN) each accounted for less than 3% of the state population.



Source: U.S. Census Bureau, 2000 Census

Note: These numbers may contain duplicated counts because they include individuals who report more than one ethnic group.

PASE REPORT

03-04:12

by

Koren

Ishibashi

Updated

July 2004

Policy Analysis &
System
Evaluation

Kamehameha
Schools

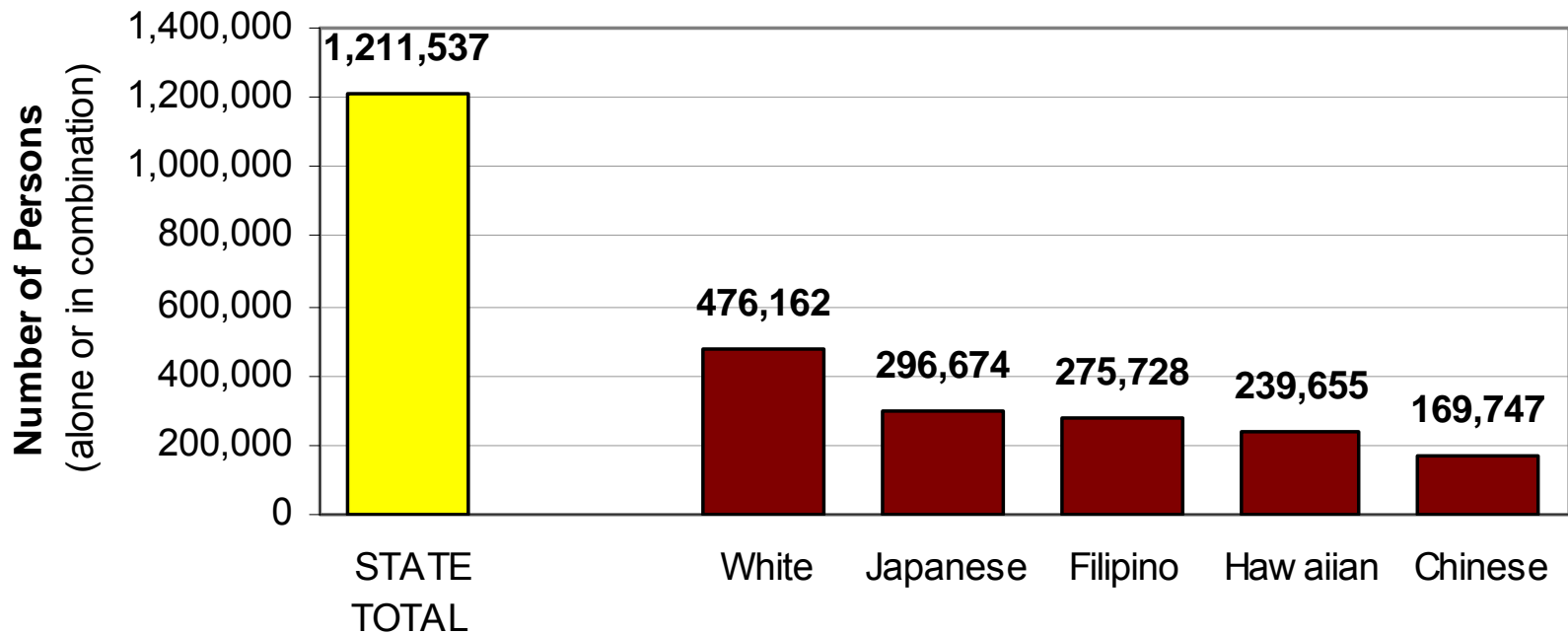


Hawaiian Population Update

Diversity in the Islands

Major Ethnic Groups in the State of Hawai'i

Although nearly 240,000 people in the state of Hawai'i claimed some Hawaiian ancestry, this figure is exceeded by the number of Japanese and Filipino individuals, and far outpaced by the number of Whites.



Source: U.S. Census Bureau, 2000 Census

Note: These numbers may contain duplicated counts because they include individuals who report more than one ethnic group.

PASE REPORT

03-04:12

by

Koren

Ishibashi

Updated

July 2004

Policy Analysis &
System
Evaluation

Kamehameha
Schools

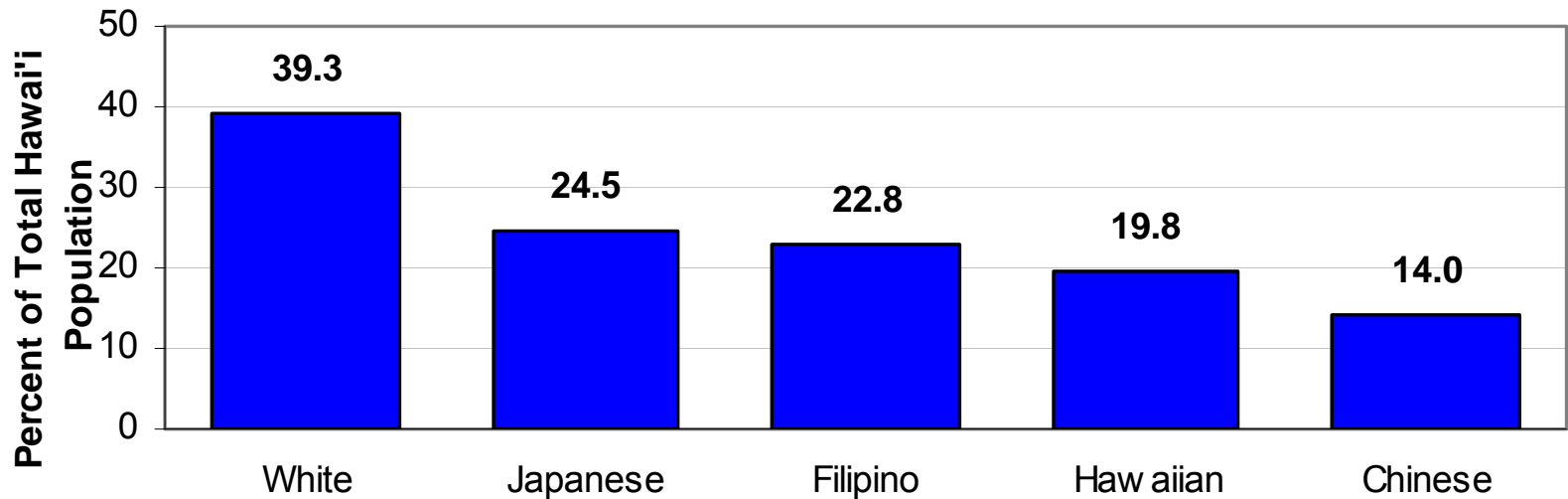


Hawaiian Population Update

Diversity in the Islands

Major Ethnic Groups in the State of Hawai'i

Approximately 20% of the state's population (one in five persons) claimed some Hawaiian ancestry. Nearly two of every five persons are at least part-White, and one in every four persons is at least part-Japanese.



Source: U.S. Census Bureau, 2000 Census

Note: These numbers may contain duplicated counts because they include individuals who report more than one ethnic group.

PASE REPORT
03-04:12

by
Koren
Ishibashi

Updated
July 2004

Policy Analysis &
System
Evaluation

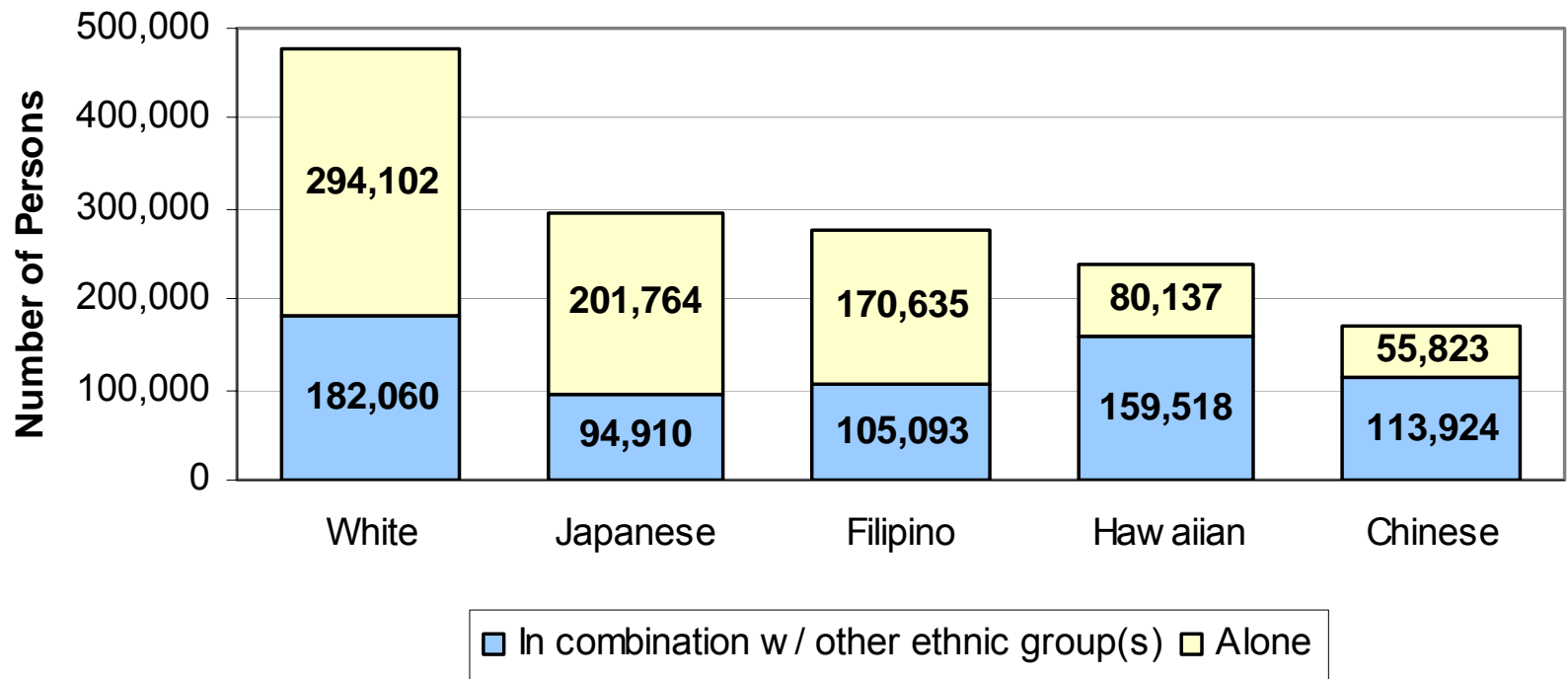
Kamehameha
Schools



Hawaiian Population Update

Diversity in the Islands The Multi-Ethnic Population

Hawaiians are an ethnically diverse group. Nearly 160,000 Hawaiians in the state claimed at least one other race or ethnicity. About half that number (80,000 people) identified themselves as Hawaiian only.



Source: U.S. Census Bureau, 2000 Census

Note: These numbers may contain duplicated counts because they include individuals who report more than one ethnic group.

PASE REPORT

03-04:12

by

Koren

Ishibashi

Updated

July 2004

Policy Analysis &
System
Evaluation

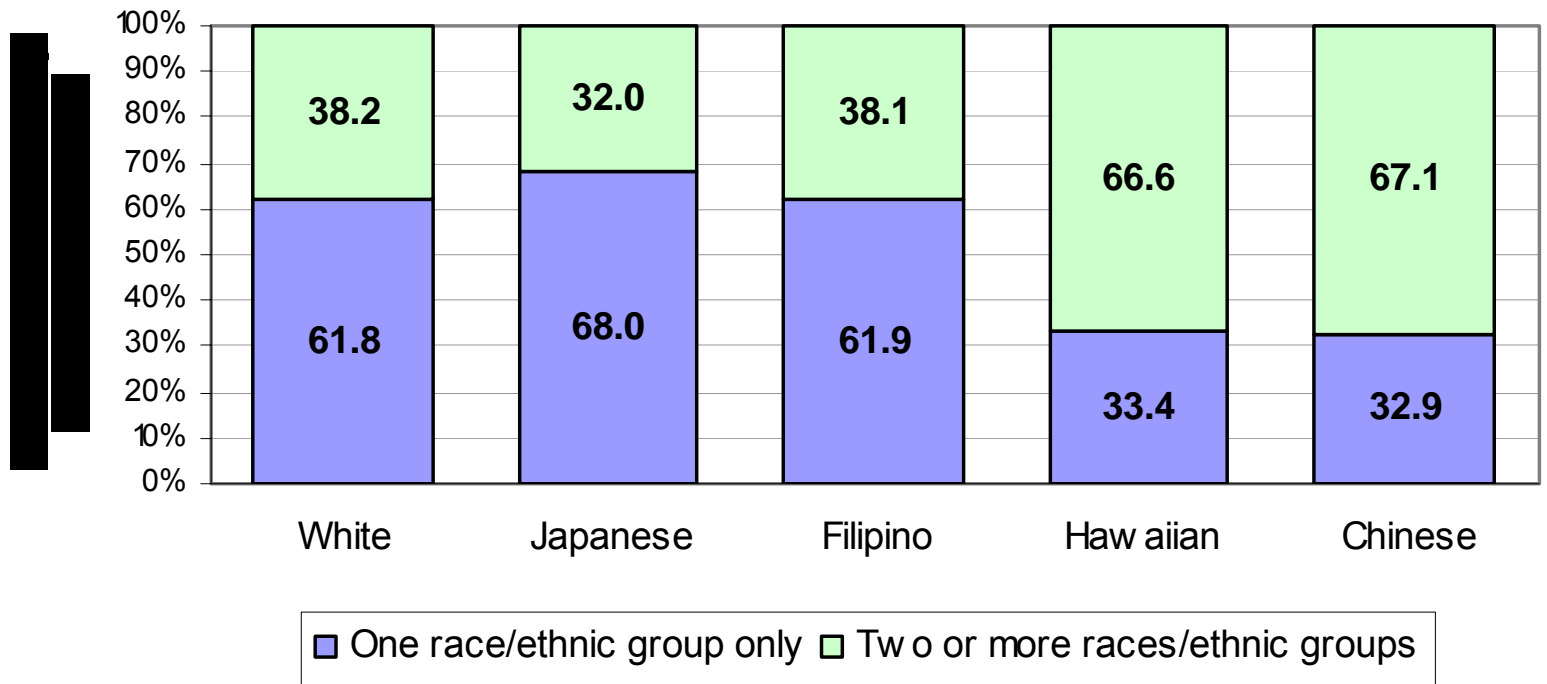
Kamehameha
Schools



Hawaiian Population Update

Diversity in the Islands The Multi-Ethnic Population

Approximately two-thirds of the Hawaiian population claim two or more races/ethnic groups—a figure exceeded only by the Chinese population. By contrast, 62% of Whites and 68% of Japanese claim only one race.



Source: U.S. Census Bureau, 2000 Census

Note: These numbers may contain duplicated counts because they include individuals who report more than one ethnic group.

PASE REPORT
03-04:12

by
Koren
Ishibashi

Updated
July 2004

Policy Analysis &
System
Evaluation

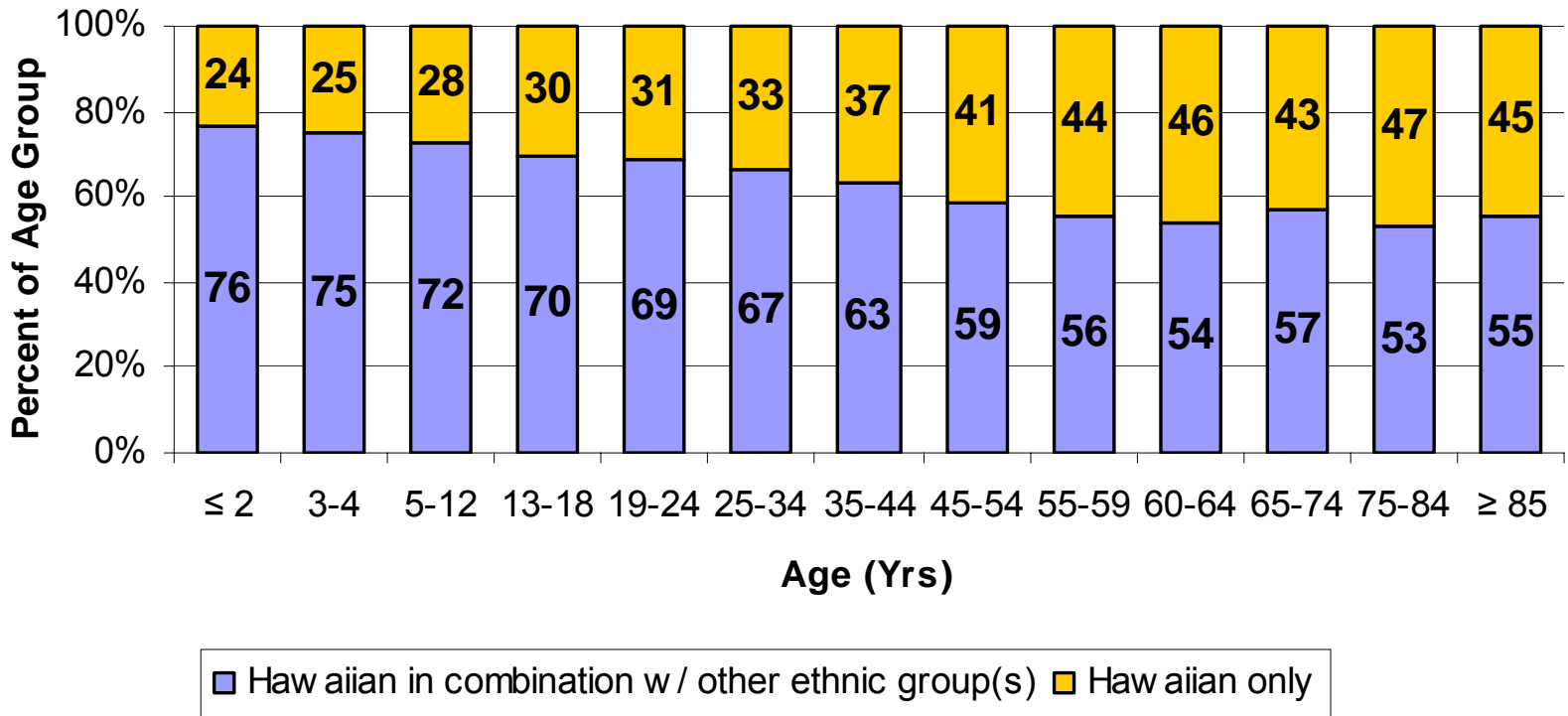
Kamehameha
Schools



Hawaiian Population Update

Diversity in the Islands The Multi-Ethnic Population

Ethnic diversity among Hawaiians increases with each generation. Fully 76% of Hawaiian children age 2 and younger are multi-ethnic, compared to 55% of Hawaiians over the age of 85.



PASE REPORT
03-04:12

by
Koren
Ishibashi

Updated
July 2004

Policy Analysis &
System
Evaluation

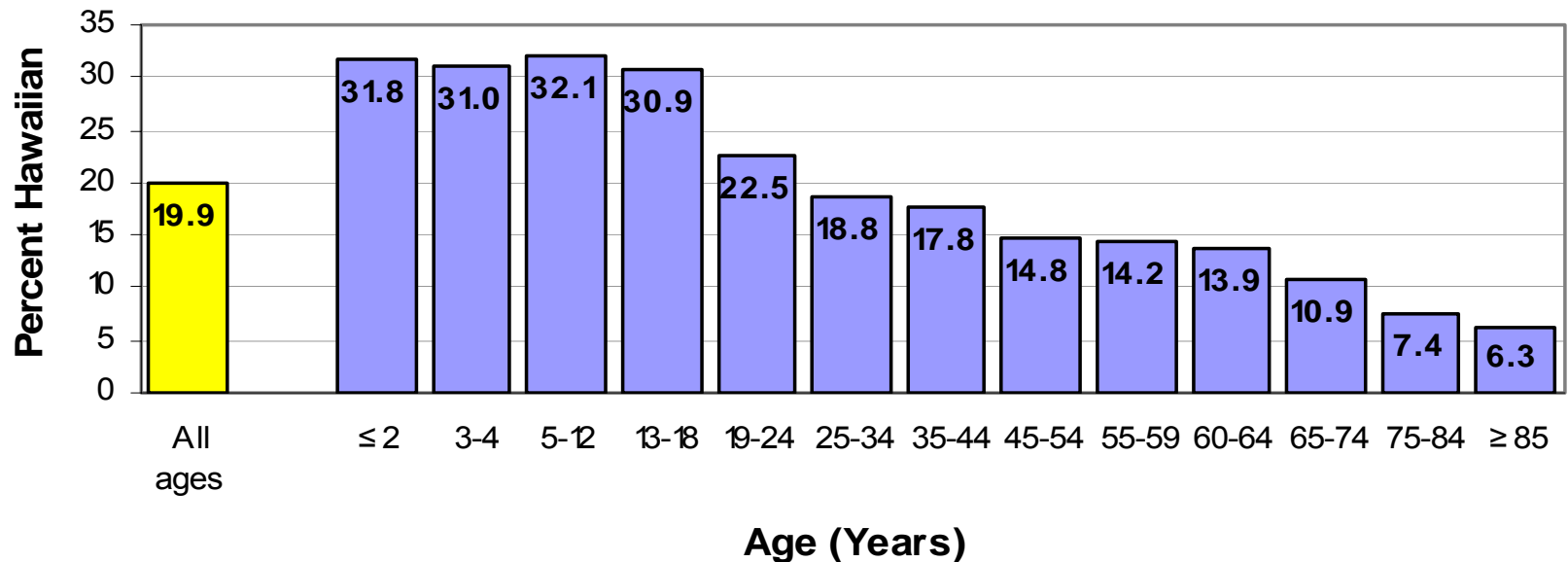
Kamehameha
Schools



Hawaiian Population Update

Hawaiians: A Young Population Population by Age

Compared to other ethnicities, Hawaiians are a young population. In other words, the Hawaiian population has higher representation among younger groups. Whereas Hawaiians comprise more than 31% of children under the age of five, they account for just 9% of the population over age sixty-five.



Source: U.S. Census Bureau, Census 2000.

PASE REPORT
03-04:12

by
Koren
Ishibashi

Updated
July 2004

Policy Analysis &
System
Evaluation

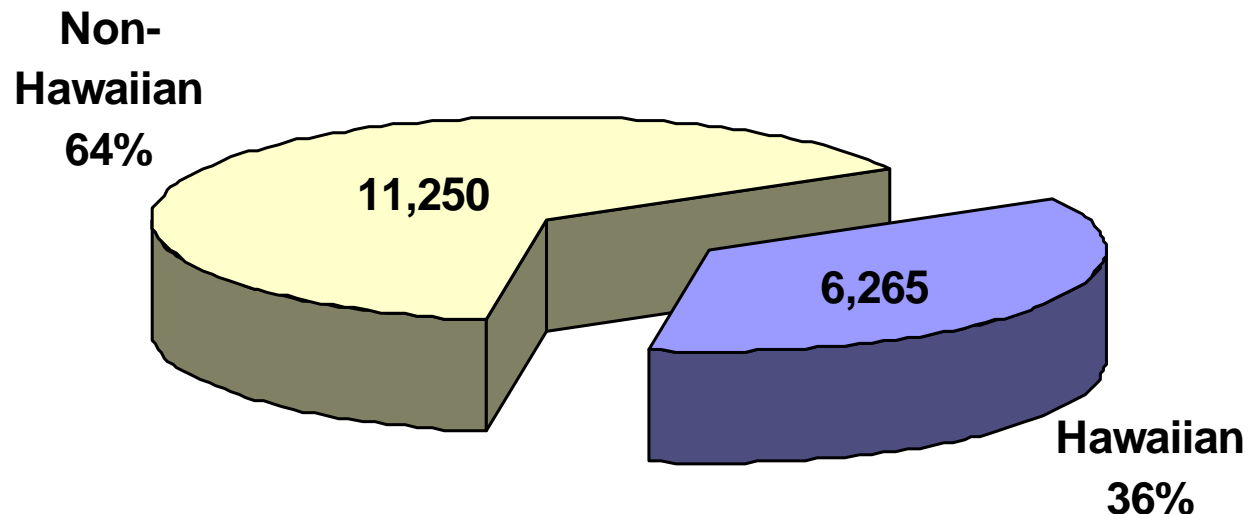
Kamehameha
Schools



Hawaiian Population Update

Hawaiians: A Young Population Population by Age

Younger generations of Hawaiians continue to grow in number. Although Hawaiians comprise roughly 20% of the total state population, they account for more than one in three births.



2000 Births
Department of Health

PASE REPORT
03-04:12

by
Koren
Ishibashi

Updated
July 2004

Policy Analysis &
System
Evaluation

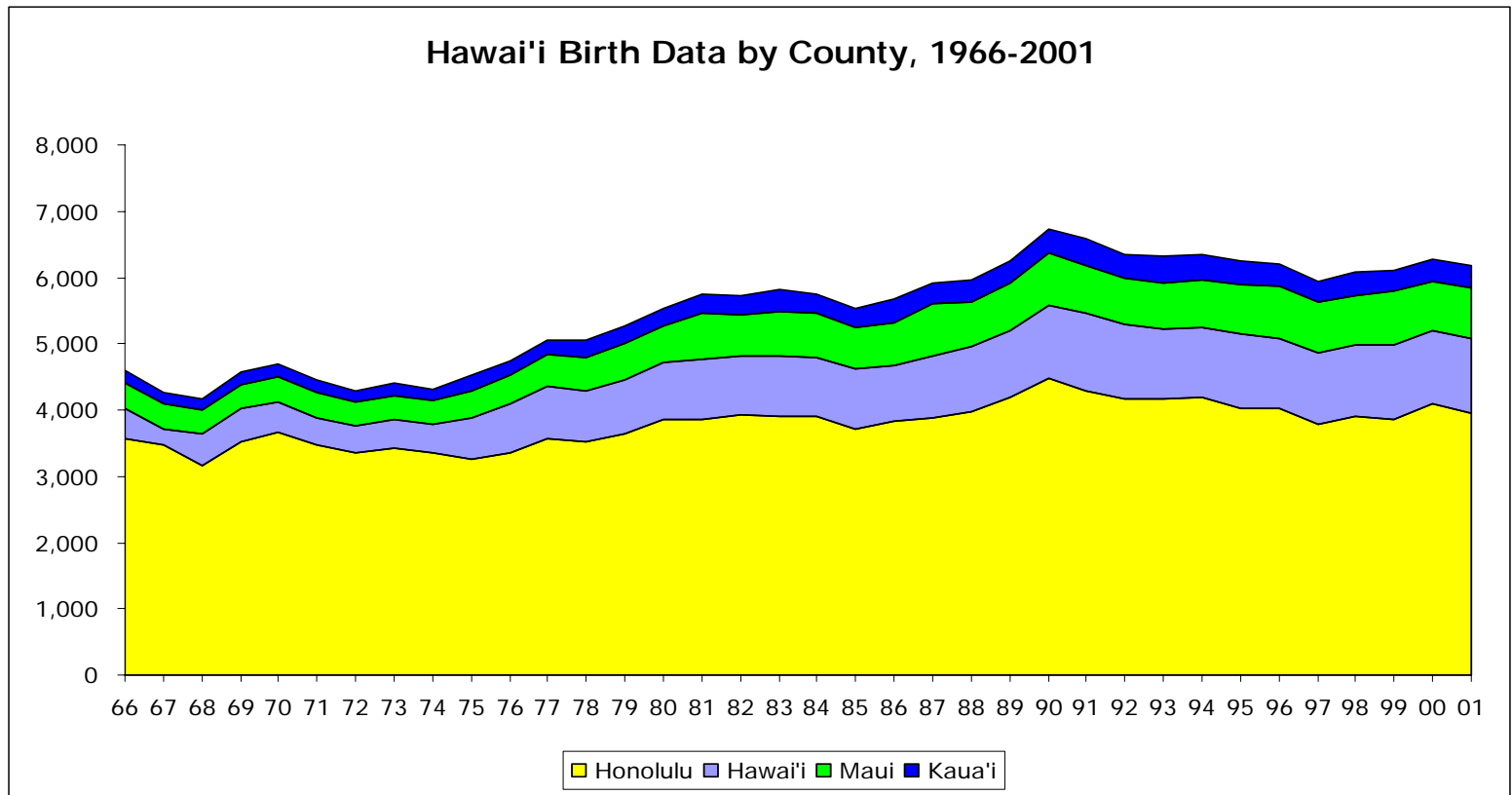
Kamehameha
Schools



Hawaiian Population Update

Hawaiians: A Young Population Trends in Hawaiian Births

The number of Hawaiian births has increased over the past three decades, particularly on the outer islands.



Source: State of Hawai'i Department of Health.

PASE REPORT
03-04:12

by
Koren
Ishibashi

Updated
July 2004

Policy Analysis &
System
Evaluation

Kamehameha
Schools

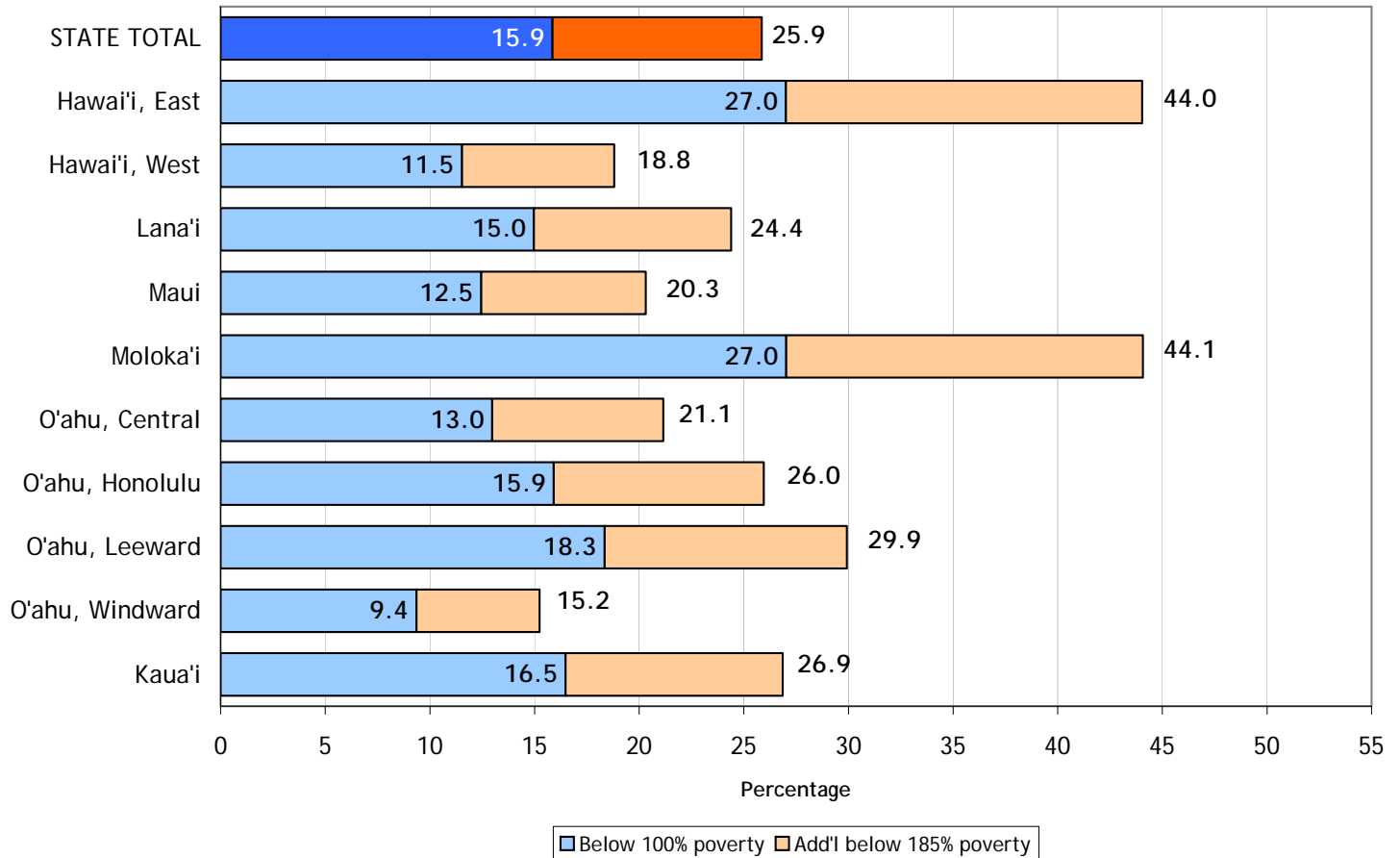


Hawaiian Population Update

Hawaiians Living in Poverty

Statewide, about one in four Hawaiians lives in poverty (185% threshold).

Percentage of total district Hawaiian population who live in poverty: 2000



Source: Aloha Counts: Census 2000 Special Tabulations for Hawaiians.

PASE REPORT
03-04:12

by
Koren
Ishibashi

Updated
July 2004

Policy Analysis &
System
Evaluation

Kamehameha
Schools

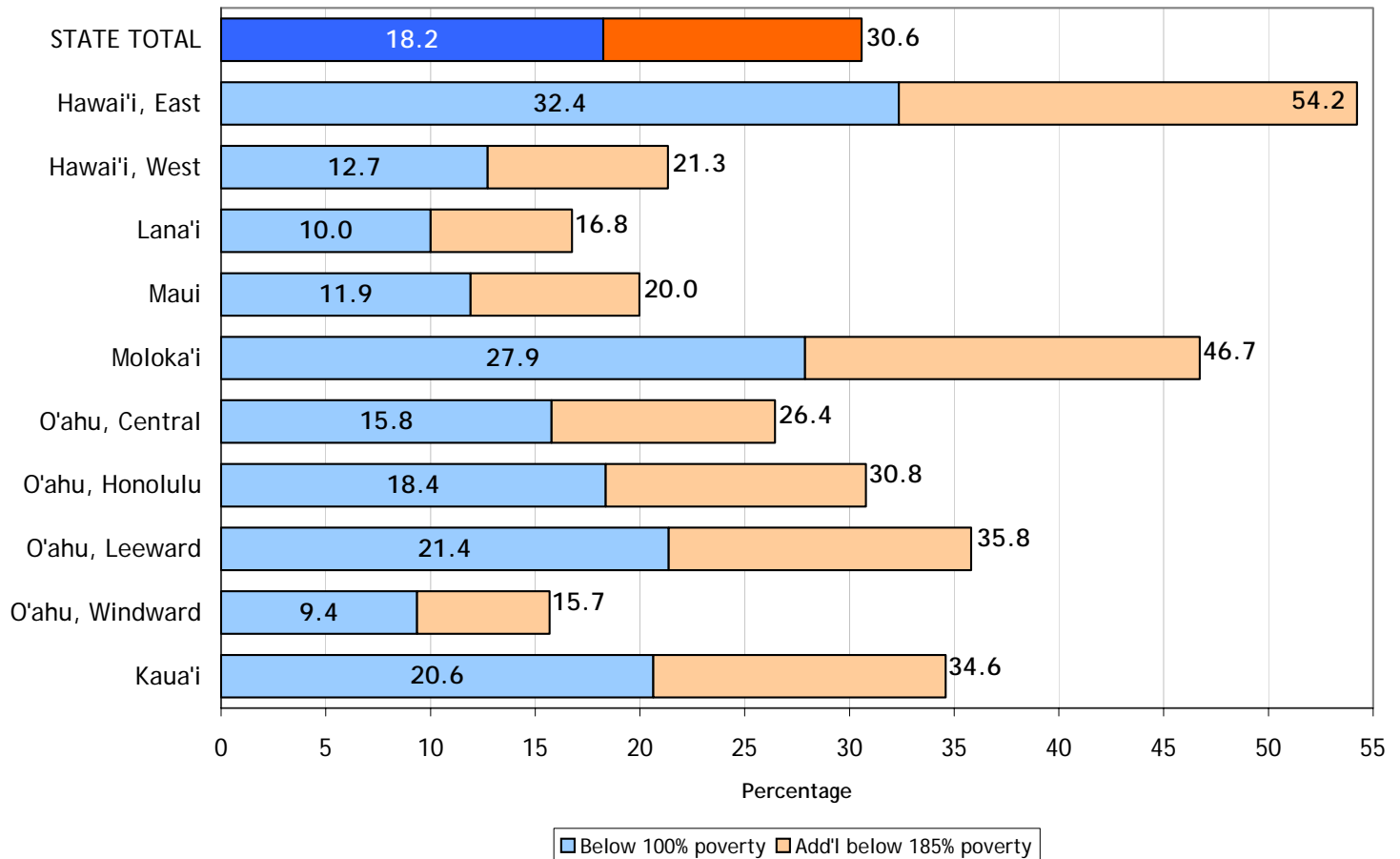


Hawaiian Population Update

Hawaiian Children Living in Poverty (age 5-17)

Statewide, nearly one in three Hawaiian children lives in poverty (185% threshold).

Percentage of district population of Hawaiian children, 5 to 17, who live in poverty: 2000



Source: Aloha Counts: Census 2000 Special Tabulations for Hawaiians.

PASE REPORT

03-04:12

by

Koren

Ishibashi

Updated

July 2004

Policy Analysis &
System
Evaluation

Kamehameha
Schools

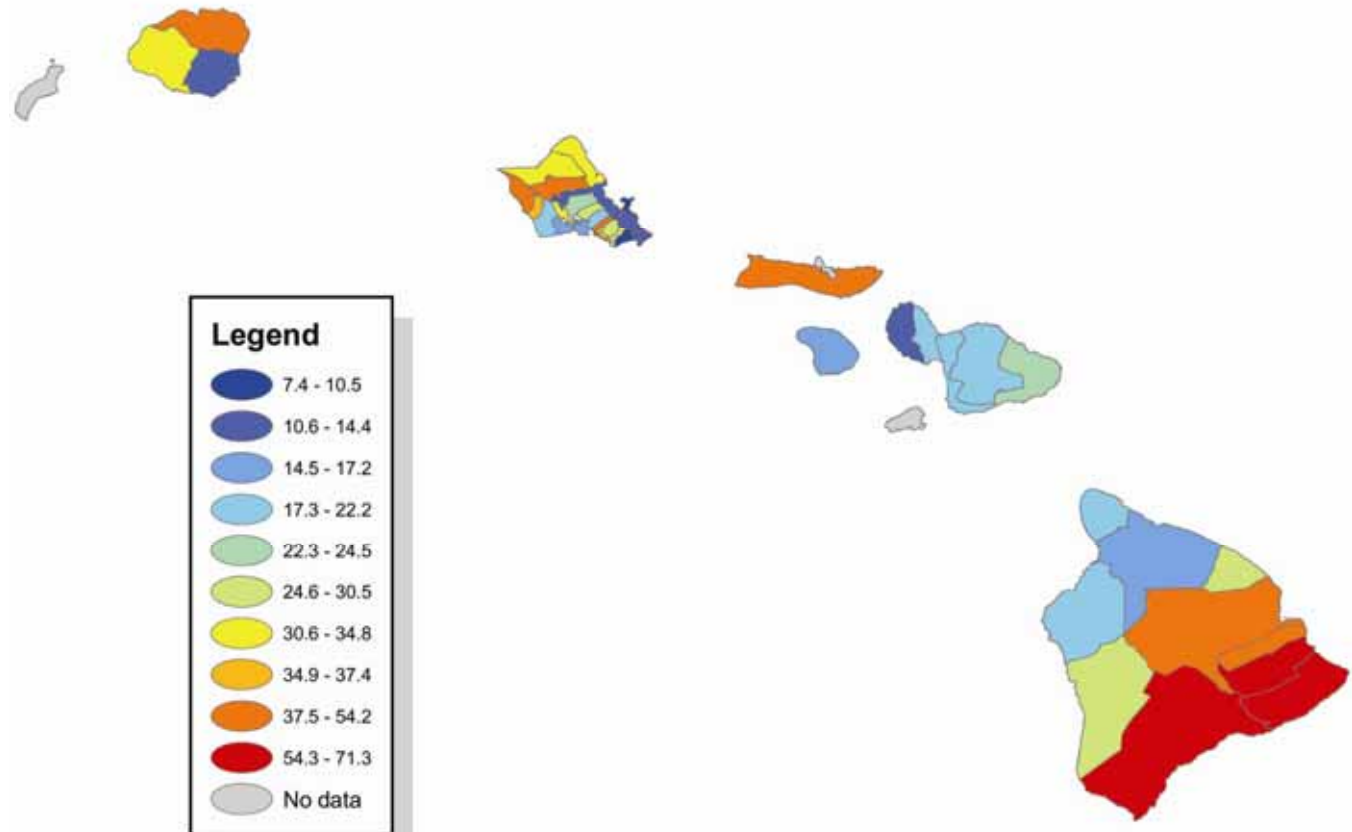


Hawaiian Population Update

Hawaiian Children Living in Poverty (age 5-17)

Statewide, the greatest concentrations of poverty are in East Hawai'i, Moloka'i, Leeward O'ahu and North Kaua'i.

Percentage of School Age Children 5 to 17 years old below 185% poverty



PASE REPORT
03-04:12

by
Koren
Ishibashi

Updated
July 2004

Policy Analysis &
System
Evaluation

Kamehameha
Schools



Hawaiian Population Update

Adult Educational Attainment

Native Hawaiians* ages 25 and older in the state of Hawai'i: 2000

About 13% of Hawaiians have a bachelor's degree or higher.

	Number	Percent
Total	121,375	100.0
Less than 9th grade	4,155	3.4
9th to 12th grade, no diploma	14,035	11.6
High school graduate (includes equivalency)	52,400	43.2
Some college, no degree	27,125	22.3
Associate degree	8,350	6.9
Bachelor's degree	11,410	9.4
Graduate or professional degree	3,905	3.2
High school graduate or higher	103,185	85.0
Bachelor's degree or higher	15,315	12.6

Source: Aloha Counts: Census 2000 special tabulations for Native Hawaiians, The Kamehameha Schools.

* A Native Hawaiian is defined as any individual who reported "Native Hawaiian" on the Census 2000 form, whether alone or as one of multiple other races listed.

PASE REPORT

03-04:12

by

Koren

Ishibashi

Updated

July 2004

Policy Analysis &
System
Evaluation

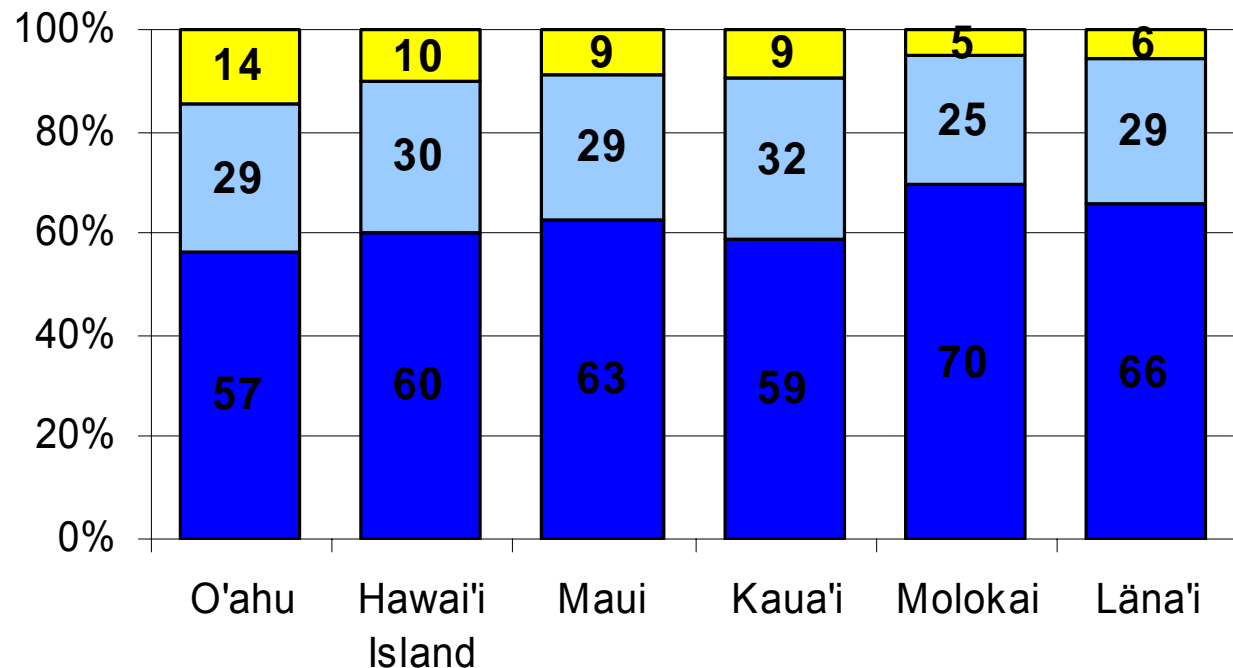
Kamehameha
Schools



Hawaiian Population Update

Adult Educational Attainment by Island

In the state of Hawai'i, O'ahu has the highest percentage of Hawaiian adults with a bachelor's degree or higher.*



■ HS diploma or less ■ Assoc deg/some college ■ Bach deg or higher

* Ni'ihau is not included.

PASE REPORT
03-04:12

by
Koren
Ishibashi

Updated
July 2004

Policy Analysis &
System
Evaluation

Kamehameha
Schools

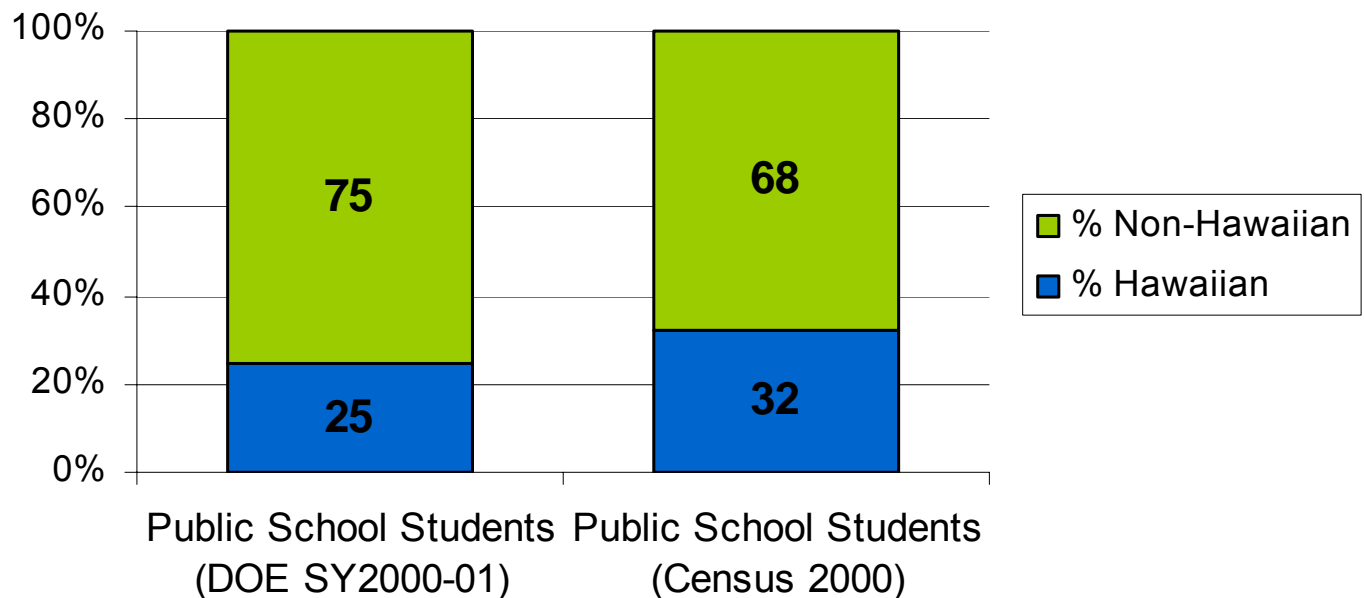


Hawaiian Population Update

Hawaiian Children in Public Schools

Ethnicity of DOE Students: Different Data, Different Numbers

The size of Hawaiian enrollment in the public school system differs depending on the data source used. The DOE asks students to select the one ethnicity with which they most identify. By contrast, the Census allows respondents to select multiple ethnic identities and counts as Hawaiian any child who claimed Hawaiian as one of their ethnicities.



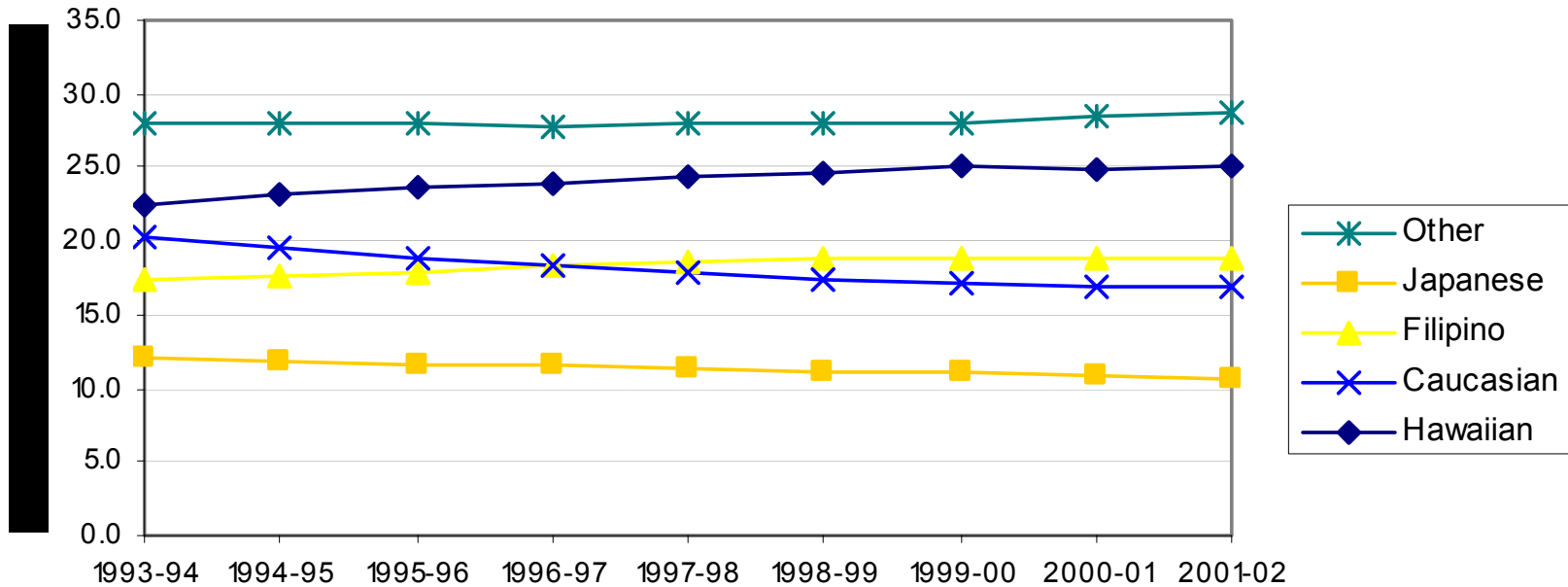
Sources: U.S. Census Bureau, Census 2000; State of Hawai'i Departments of Education



Hawaiian Population Update

Hawaiian Children in Public Schools Ethnicity of DOE Students: 1993 to 2001

Hawaiian enrollment, as a proportion of total public school enrollment, has increased over the past decade. Caucasian enrollment has decreased.



Source: State of Hawai'i Department of Education.

PASE REPORT
03-04:12

by
Koren
Ishibashi

Updated
July 2004

Policy Analysis &
System
Evaluation

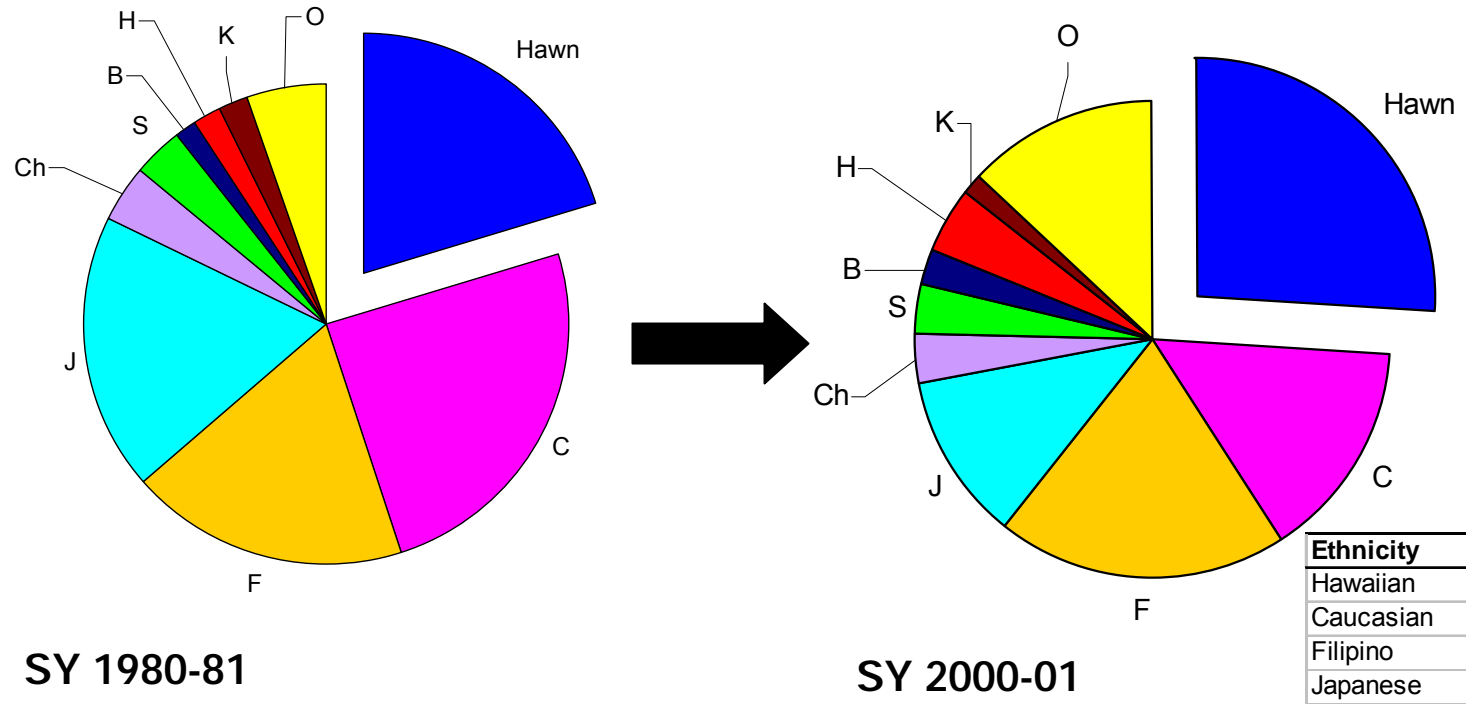
Kamehameha
Schools



Hawaiian Population Update

Hawaiian Children in Public Schools Ethnicity of DOE Students: 1980 and 2000

Over a twenty-year period, Hawaiian enrollment in the DOE increased from 20% in 1980 to more than 25% in 2000.



Source: State of Hawai'i Department of Education.

PASE REPORT
03-04:12

by
Koren
Ishibashi

Updated
July 2004

Policy Analysis &
System
Evaluation

Kamehameha
Schools



Hawaiian Population Update

Hawaiian Children in Public Schools Ethnicity of DOE Students: 1980 and 2000

While the number of Hawaiian public school students increased by 44% over the past twenty years, the number of Caucasian and Japanese students decreased by more than 30% each.

Ethnicity	1980-81		2000-01	
	Number	Percent	Number	Percent
Hawaiian	33,423	20.4%	48,078	26.1%
Caucasian	40,148	24.5%	27,199	14.8%
Filipino	30,704	18.7%	36,340	19.7%
Japanese	30,724	18.7%	21,111	11.5%
Chinese	6,232	3.8%	5,861	3.2%
Samoan	5,327	3.2%	6,397	3.5%
Black	2,279	1.4%	4,320	2.3%
Hispanic	3,307	2.0%	8,284	4.5%
Korean	3,031	1.8%	2,689	1.5%
Other	8,759	5.3%	23,908	13.0%
TOTAL	163,934	100.0%	184,187	100.0%

PASE REPORT
03-04:12

by
Koren
Ishibashi

Updated
July 2004

Policy Analysis &
System
Evaluation

Kamehameha
Schools

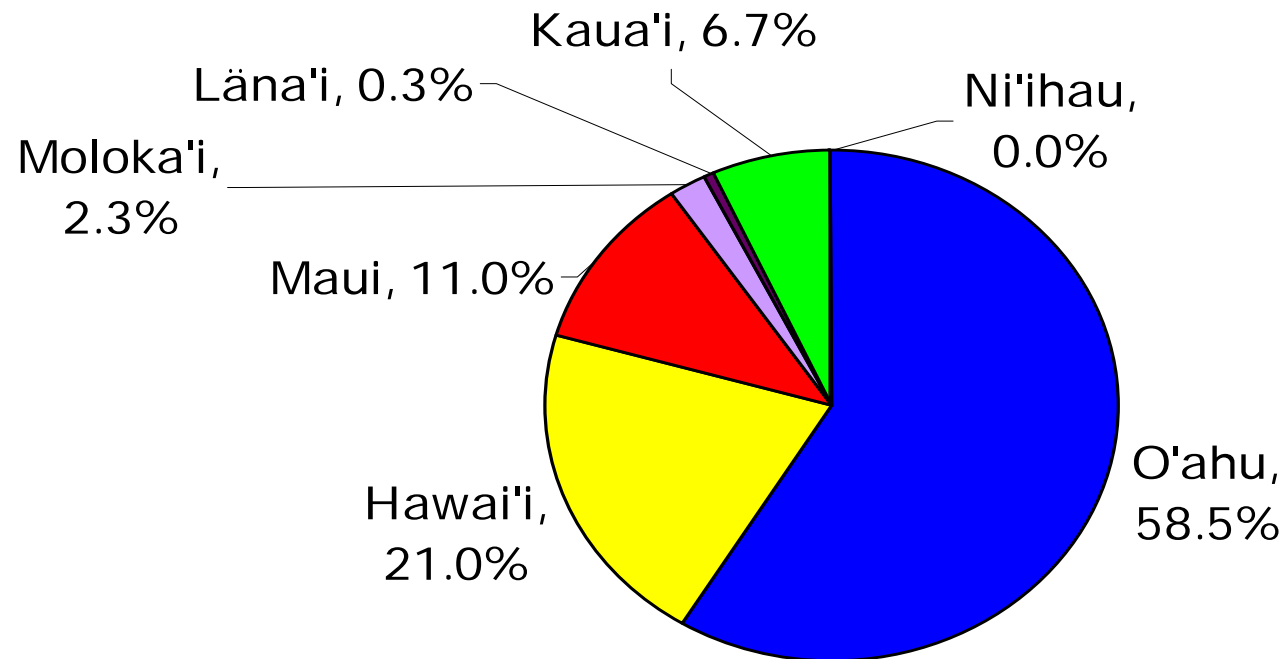
Source: State of Hawai'i Department of Education.



Hawaiian Population Update

Hawaiian Children in Public Schools Ethnicity by DOE District, SY 2002-2003

Most Hawaiian children in the public school system (59%) attend school on O'ahu, but Maui and Hawai'i Island have significant numbers of Hawaiian students as well.



Source: State of Hawai'i Department of Education.

PASE REPORT

03-04:12

by

Koren

Ishibashi

Updated

July 2004

Policy Analysis &
System
Evaluation


Kamehameha
Schools



Hawaiian Population Update

Hawaiian Children in Public Schools Ethnicity by DOE District, SY 2002-2003

Hawaiian public school enrollment is particularly high on the island of Moloka'i in Maui County, the Windward District of O'ahu, and Hawai'i Island.



Source: State of Hawai'i Department of Education.

PASE REPORT
03-04:12

by
Koren
Ishibashi

Updated
July 2004

Policy Analysis &
System
Evaluation

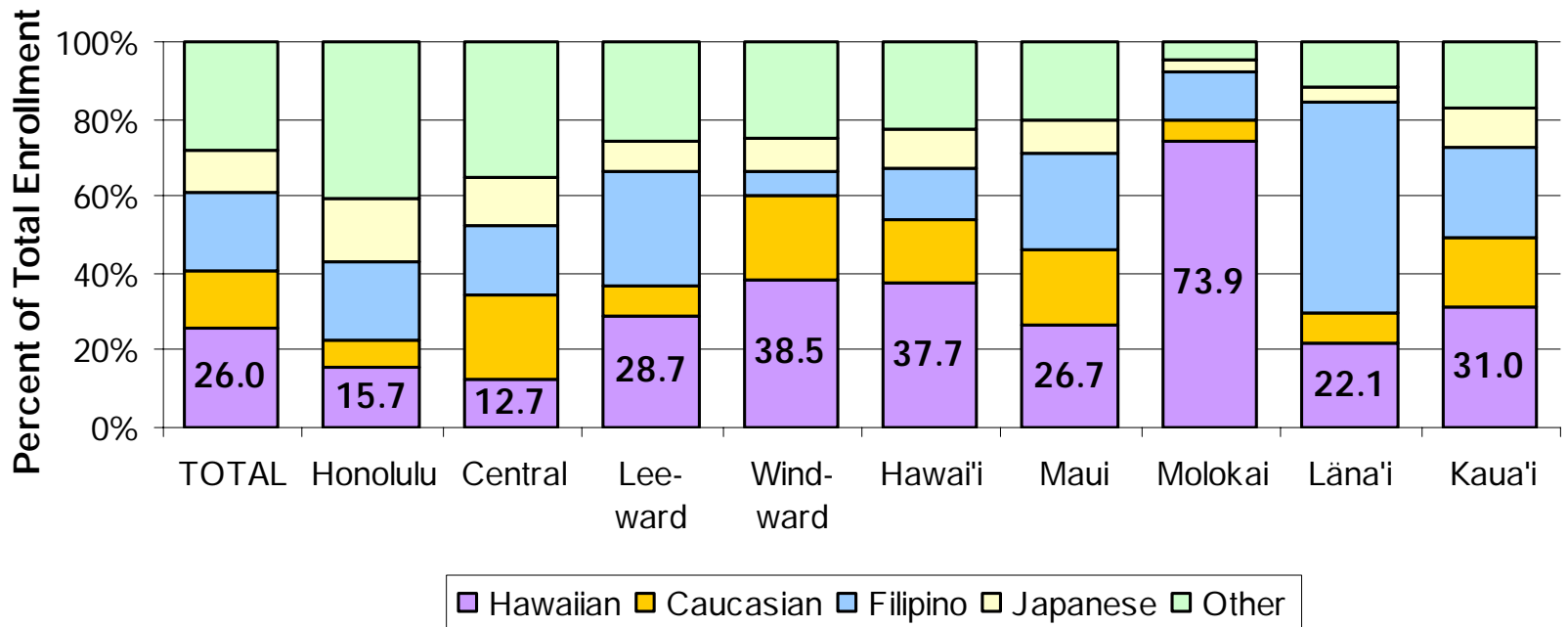
Kamehameha
Schools



Hawaiian Population Update

Hawaiian Children in Public Schools Prevalence of Hawaiians in Public Schools, SY 2002-2003

Currently, Hawaiians constitute 26% of total enrollment in the public school system, making them the single largest ethnic group in public schools.



PASE REPORT
03-04:12

by
Koren
Ishibashi

Updated
July 2004

Policy Analysis &
System
Evaluation

Kamehameha
Schools

Source: State of Hawai'i Department of Education.

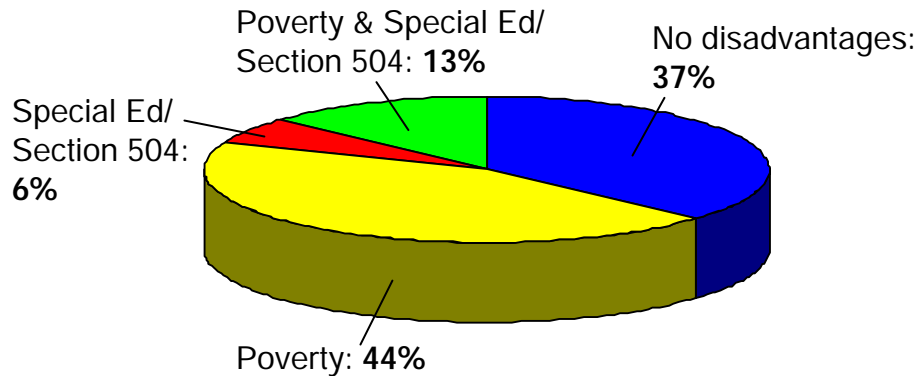


Hawaiian Population Update

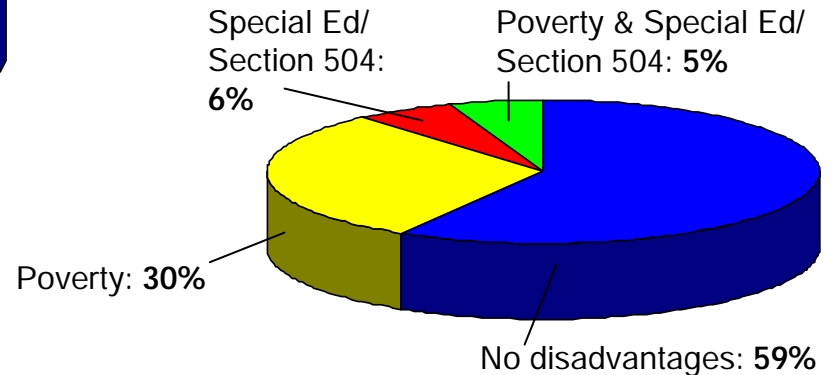
Hawaiian Children in Public Schools Disadvantages in Public Schools, SY 2001-2002

Hawaiian public school students face greater educational disadvantages than do their non-Hawaiian peers. The percentage of Hawaiian students who are both poor *and* in special education is more than twice the rate among non-Hawaiians.

HAWAIIAN



NON-HAWAIIAN



Source: State of Hawai'i Department of Education.

PASE REPORT
03-04:12

by
Koren
Ishibashi

Updated
July 2004

Policy Analysis &
System
Evaluation

Kamehameha
Schools

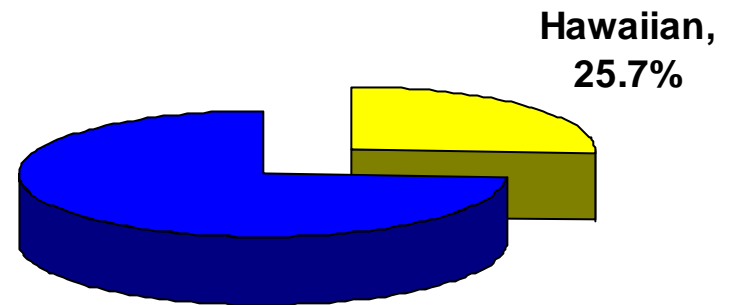
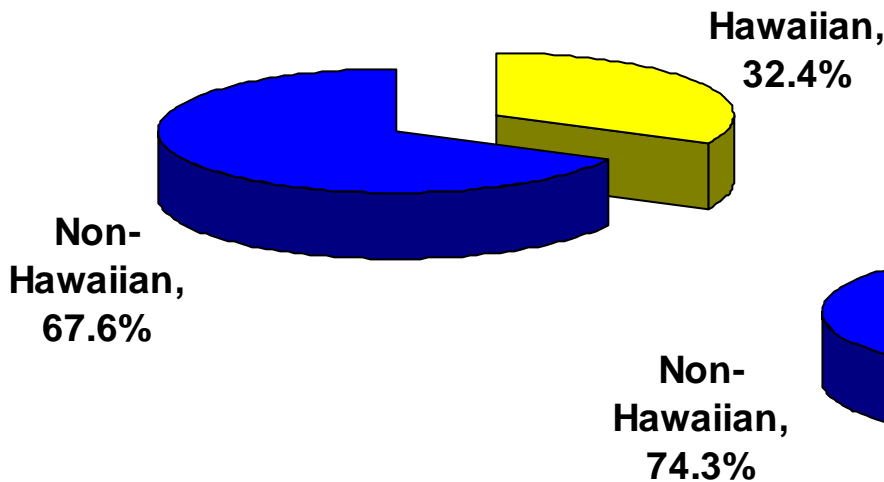


Hawaiian Population Update

Hawaiian Children in Private Schools Public versus Private Enrollment

Hawaiian children are under-represented in private schools. Although Hawaiians account for 32.4% of children in the public school system, just 25.7% of private school K-12 students are Hawaiian. This figure includes students at Kamehameha Schools, a private school in which Hawaiians are given a preference in admissions.

PUBLIC SCHOOL ENROLLMENT



PRIVATE SCHOOL ENROLLMENT

Note: The figures above are from the Census and differ from those provided by the DOE because the Census allows respondents to select multiple ethnic identities and counts as Hawaiian any person who claimed Hawaiian as one of their ethnicities. By contrast, the DOE asks students to select the one ethnicity with which they most identify. (See Slide 14.)

PASE REPORT
03-04:12

by
Koren
Ishibashi

Updated
July 2004

Policy Analysis &
System
Evaluation

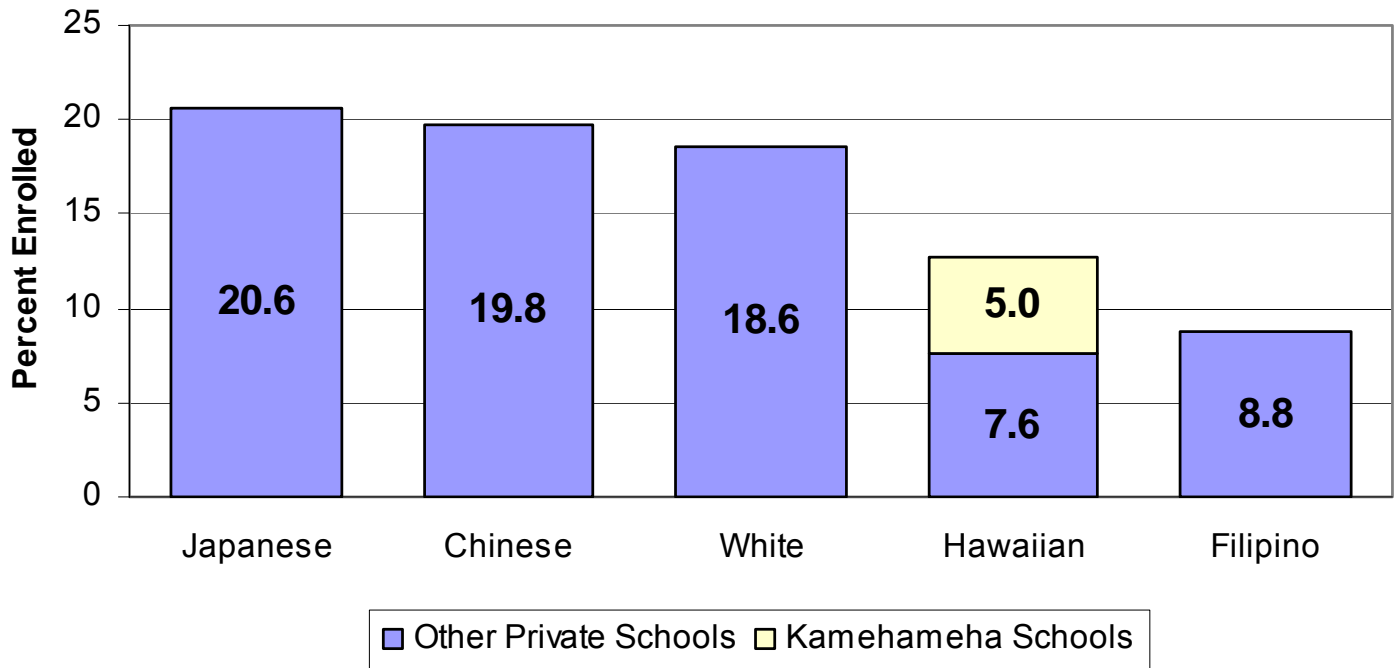
Kamehameha
Schools



Hawaiian Population Update

Hawaiian Children in Private Schools Comparison by Ethnic Group, 2000

Just 12.6% of Hawaiian K-12 students attend private schools, compared with 20% of Japanese students and 19% of White students. Fully 40% of those Hawaiian private school students attend Kamehameha Schools (a figure which comprises 5.0% of the total Hawaiian K-12 population).



Sources: U.S. Census Bureau, 2000 Census; Kamehameha Schools Enrollment Report, 2000
Note: The Census numbers may contain duplicated counts because they include individuals who report more than one ethnic group.

PASE REPORT
03-04:12

by
Koren
Ishibashi

Updated
July 2004

Policy Analysis &
System
Evaluation

Kamehameha
Schools



Hawaiian Population Update

CONCLUSIONS: Demographic Profile

- Most Hawaiians reside in the state of Hawai'i, with particularly high concentrations on Moloka'i and Hawai'i Island.
- The highest absolute number of Hawaiians is found on O'ahu.
- Although Hawaiians comprise almost 20% of the state population, Whites, Japanese, and Filipinos each outnumber Hawaiians.
- Hawaiians are ethnically diverse. About two-thirds of Hawaiians claimed more than one race or ethnic group.

PASE REPORT
03-04:12

by
Koren
Ishibashi

Updated
July 2004

Policy Analysis &
System
Evaluation

Kamehameha
Schools



PASE REPORT

03-04:12

by

Koren
Ishibashi

Updated
July 2004

Policy Analysis &
System
Evaluation

Kamehameha
Schools

CONCLUSIONS: Socioeconomic Profile

- Statewide, about one in four Hawaiians lives in poverty (185% threshold).
- About 13% of Hawaiians have a bachelor's degree or higher (Census 2000), compared to 9 percent in 1990.
- Hawaiian students face greater disadvantages in the public school system than do other students.
- Hawaiians are under-represented in private schools, and much of the Hawaiian students who *do* attend private school are enrolled at Kamehameha Schools.